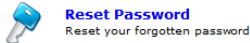
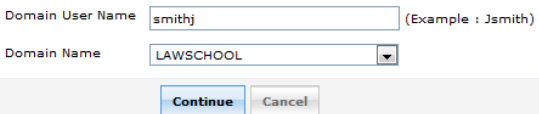
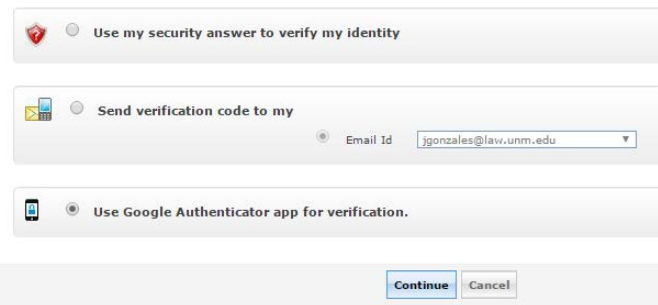
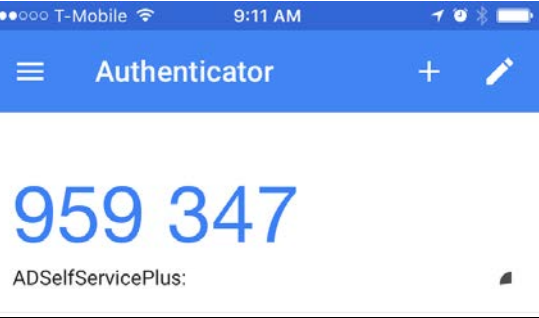
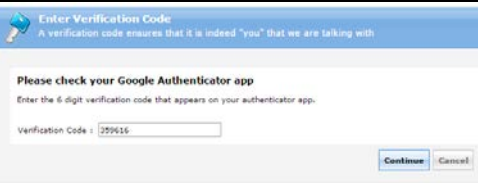
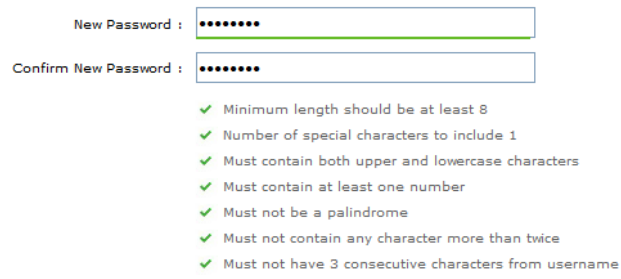


Log into the SOLSelfService web site.	https://solselfservice.law.unm.edu:8443
Select "Reset Password".	
Enter your user name and select "Continue".	
<p>Note: you have exactly 5 minutes to select your authentication method.</p> <p>For this example I will select "Use Google Authenticator app for verification." and select "Continue".</p>	
At this time, open your Google Authenticator app and retrieve the Verification Code.	
Enter the code and select "Continue".	
Enter a new password, keeping the password requirements as listed in mind.	
A Fill in the catche characters at the bottom to prove you are a real person then select "Reset Password".	
Congratulations - you have reset your password!	

